

Guidelines on Using Our Website

The updated website has been designed to work across a variety of devices and platforms and as such the look and feel of it may vary across these devices. Here are some general guidelines to help you.


To access the website type in the following URL in whatever search engine you use:

<http://www.burstnerclub.co.uk> (please ensure you end with co.uk and not org.uk)

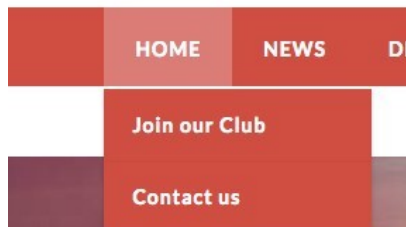
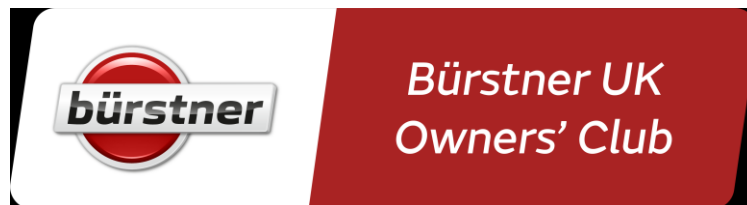
This will take you to the Home page which should look like this on a desktop computer or laptop:



If you have a smaller device e.g. iPad or iPhone then the menu across the top bar will be reduced to three small lines.

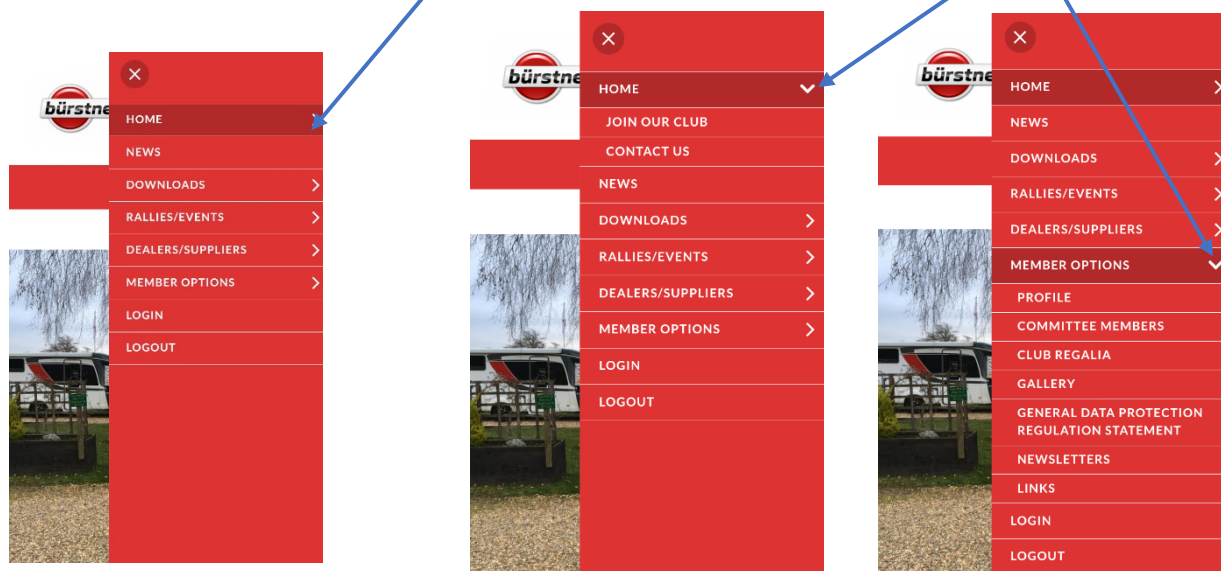


To select any of these menus just point and select the relevant choice. A set of options will appear:

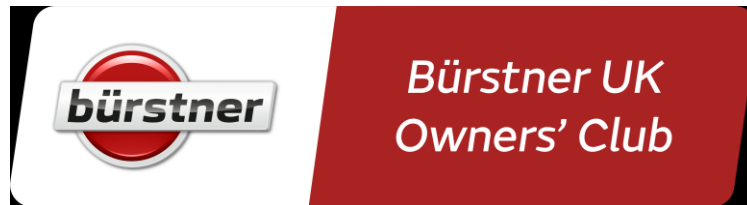


If you are using a smaller device such as an iPad or iPhone then when you touch the three lines you will see this:

Note that some menu options have additional arrows next to them (you may need to move your screen to the left to see these) and these tell you that there are additional choices under here:



Just select whichever option you require. Some pages are available for everyone to see and some pages require you to login e.g. rally details and booking forms, downloads and newsletters etc.

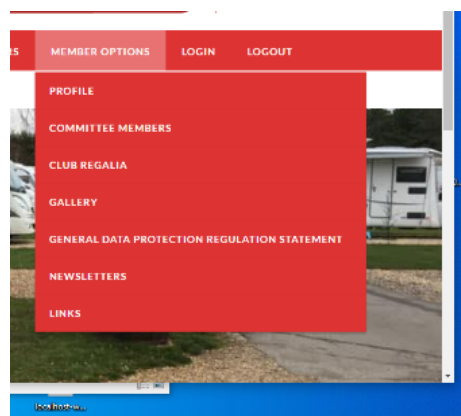


To login as a Member for the first time:

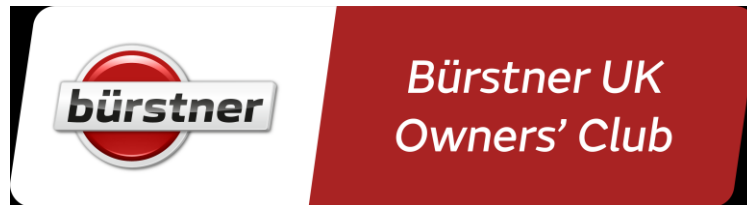
- Go to www.burstnerclub.co.uk
- Click or point to Member Login
- Enter your Username: this consists of your membership number and surname e.g. 1034smith. If you have a membership number of less than 1000 then you will need to add an extra 0 at the beginning e.g. if you were 936smith you will now be 0936smith.
- Enter the same details for Password e.g. 0936smith and click Login
- You will now be taken to the Member Area



- Click or point to Member Options and select Profile



- Enter a password of your choice in the Password box, and repeat this in the box below
- Complete all other information (where necessary) in the boxes (for Zipcode please insert Post Code)



BÜRSTNER UK OWNERS' CLUB > MEMBER LOGIN > PROFILE

Profile

Username	newtesting
Email	amathusorg@gmail.com
Password	Leave empty to keep the current password
Repeat Password	Leave empty to keep the current password
First Name	New
Last Name	Testing
Phone	
Street	
City	
State	
Zipcode	
Country	
Membership Level	Member

Update

- Click or point to Update when you have finished this
- You are now fully subscribed and can move around the site and view all the information
- When you have finished looking at the site don't forget to click or point to Logout in the menu bar
- When you next access the site just go to Login and enter your Username and the password you have set yourself and click Login
- If you forget the password you have set yourself then on the Member Login page you will see a link which, when you click/select it, will ask you for your email address:

Member Login

If you are logging in for the first time, please read the detailed instructions by clicking

Username or Email

Password

☐ Remember Me

Login

[Forgot Password?](#)
[Join Us](#)

BÜRSTNER UK OWNERS' CLUB > MEMBER LOGIN > PASSWORD RESET

Password Reset

Email Address

Reset Password

- Enter your email address and an email will be sent to you giving you a temporary password
- Select and copy this password
- Return to the Login page, paste this password into the Password box and enter your Username in the Username box and click Login
- Return to the Member Options menu and choose Profile and here you can set the password to a more user friendly one